



District Report Card: 2017


State: Himachal Pradesh	District: Shimla
Class: 3	Subject: Language
Schools: 61	Students: 531


Participation/Coverage


Students

<div>GENDER</div> <div></div>	Boys				Girls			
	Number		%		Number		%	
	263		49.53		268		50.47	

<div>AREA</div> <div></div>	Rural				Urban			
	Number		%		Number		%	
	375		70.62		156		29.38	

<div>CATEGORY</div> <div></div>	SC		ST		OBC		GEN	
	Number	%	Number	%	Number	%	Number	%
	190	35.78	2	0.38	5	0.94	334	62.90

<div>CWSN</div> <div></div>	LD	VI	HI	S&LD	ID	Oth
	0	4	0	11	0	1

<div>Management</div> <div></div>	Government			Government-aided		
	Number		%	Number		%
	488		91.90	43		8.10

Average Performance of Students in Language (%)

Overall	Gender		Area		Management		Social Group			
	Male	Female	Rural	Urban	Govt.	Aided	SC	ST	OBC	GEN
69.06	70.77	67.39	71.66	62.82	70.20	56.12	66.25	86.67	61.33	70.68

Performance on Learning Outcomes (LOs)

Learning Outcomes	Description	Average Performance(%)
L304	Reads small texts with comprehension i.e., identifies main ideas, details, sequence and draws conclusions	70.73
L312	Reads printed scripts on the classroom walls: poems, posters, charts etc.	65.73

Range of Performance of Students who Answered Correctly							
Below 30%		30% - 50%		50% - 75%		Above 75%	
Number	%	Number	%	Number	%	Number	%
23	4.33	81	15.25	218	41.05	209	39.36

Lowest Performing Learning Outcomes (LOs)

- 1 - Reads printed scripts on the classroom walls: poems, posters, charts etc. (65.73)
- 2 - Reads small texts with comprehension i.e., identifies main ideas, details, sequence and draws conclusions (70.73)